

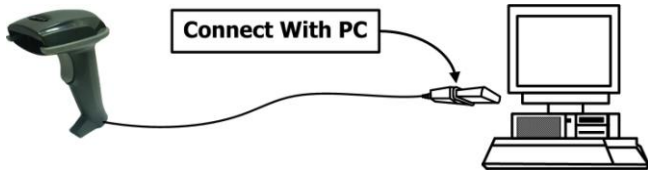
Programming Quick Guide

-CR6307A / CR6327A

Installation

Make sure that the scanner has the correct cable to plug in the PC as below described:

***Note :** Please install PL-2303 driver for USB serial.



Reset Configuration to Defaults

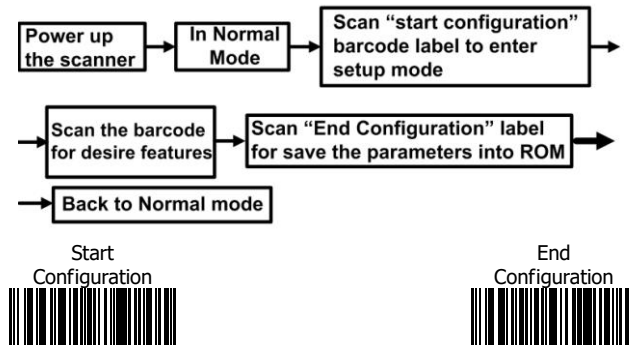
If you are unsure of the scanner configuration or have scanned the incorrect codes, please scan from A1 to A7 for USB HID or B1 to B7 for RS232 or USB Serial. This will reset the scanner to its factory defaults.



* **Note:** Please install PL-2303 driver for USB Serial.


Barcode Configuration Method:

(Flow chart for setup procedure :)



Keyboard Country (For USB HID Only)

Scan the appropriate country code as below to program the keyboard layout for your country or language. As a general rule, the following characters are supported, but need special care for countries other than the United States: @ | \$ # { } [] = / \ < > ~

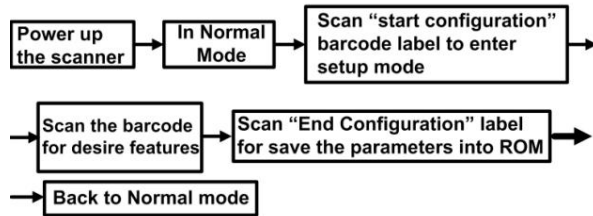


1D Symbolgies – 1



Barcode Configuration Method:

(Flow chart for setup procedure :)



1D Symbologies – 2

ENABLE	<u>MSI</u>	DISABLE
ENABLE	<u>ISSN</u>	DISABLE
ENABLE	<u>ISBN</u>	DISABLE
ENABLE	<u>Interleaved 25</u>	DISABLE

1D Symbologies – 3

ENABLE	<u>Matrix 25</u>	DISABLE
ENABLE	<u>Industrial 25</u>	DISABLE
ENABLE	<u>GS1-Databar (RSS)</u>	DISABLE
ENABLE	<u>GS1-Databar (RSS-Limited)</u>	DISABLE
ENABLE	<u>GS1-Databar (RSS-Expand)</u>	DISABLE
ENABLE	<u>UPC-E</u>	DISABLE
ENABLE	<u>UPC-A</u>	DISABLE
ENABLE	<u>EAN-8</u>	DISABLE

1D Symbologies – 4

ENABLE	<u>EAN-13</u>	DISABLE
ENABLE	<u>CODABAR</u>	DISABLE
ENABLE	<u>CODE 11</u>	DISABLE
ENABLE	<u>CODE 93</u>	DISABLE

Inter-Keystroke Delay (For USB HID Only)

This parameter specifies the delay between emulated keystrokes

No Delay	Short Delay (5ms)
Medium Delay (10ms)	Long Delay (15ms)

● Information in this document is subject to change without notice.